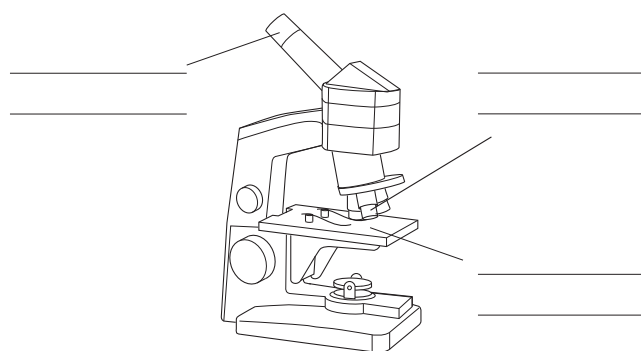


Name _____ Class _____ Date _____

1 a Label the parts of the microscope. Use these words:

stage eyepiece lens objective lens



[3 marks]

b Miranda can't see anything when she looks down her microscope.

Suggest one reason why not

HSW

[1 mark]

2 Complete the following sentence:**a** All living things are made up of

[1 mark]

b Describe one piece of evidence that shows this is true.

HSW

[1 mark]

3 What is the name of the organs that plants use to make food?

[1 mark]

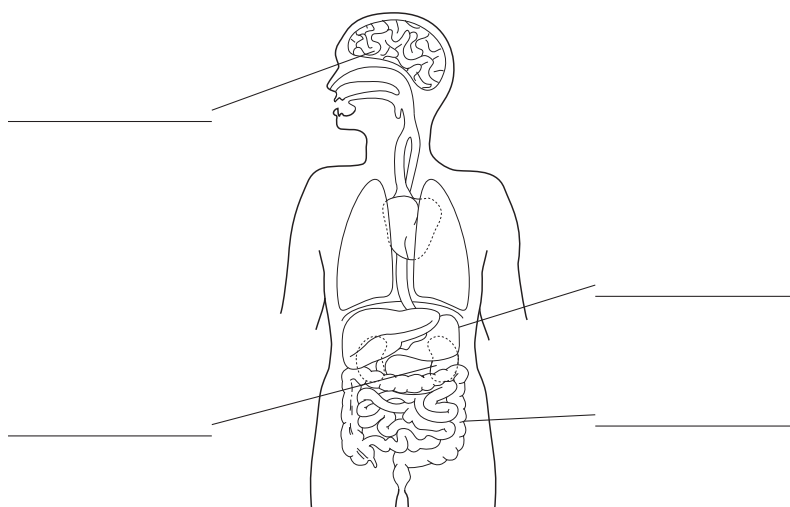
4 a What is a tissue?

[1 mark]

b Give an example of a tissue found in humans.

[1 mark]

5 Label the organs on the human body.



[2 marks]

6 Which organ system are the lungs a part of?

_____ [1 mark]

7 Give the names of two organs that are part of the digestive system.

i _____ ii _____ [2 marks]

8 a Which is the function of the heart?

_____ [1 mark]

b Which organ system is the heart part of?

_____ [1 mark]

9 An NHS webpage contains this statement:

Between 1 April 2006 and 31 March 2007, 3086 organ transplants were carried out, thanks to the generosity of 1495 donors.

a Why is it important for organ transplants to be carried out?

H S W

_____ [1 mark]

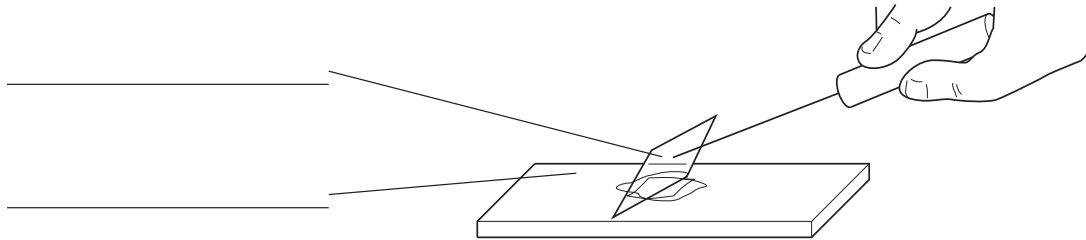
b There were more organ transplants than donors. What is the reason for this?

H S W

 _____ [2 marks]

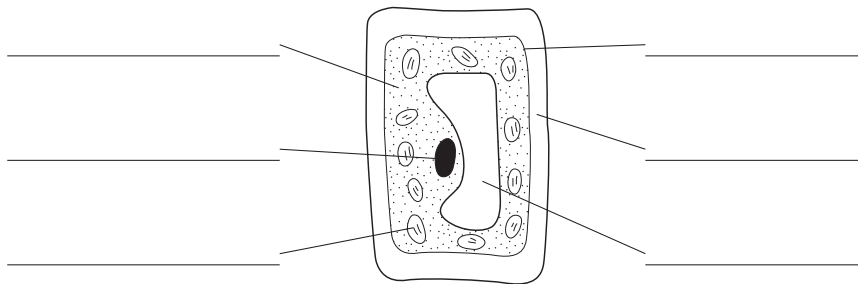
10 Label the items shown in this diagram.

H S W



[1 mark]

11 a Label the parts of this cell.



[3 marks]

b Choose one of the parts you have labelled and explain what it does.

 _____ [1 mark]

12 a What is the function of a root hair cell?

_____ [1 mark]

b How is it adapted to its function?

 _____ [1 mark]